

Young Learners

A2

Flying High



By Terry Phillips

Free **Audio** Download



Scan the **QR Code** below to download the audio files for all the listening tasks of the book.

What is a QR code?

A QR code is a two-dimensional barcode that can be 'read' using a special FREE app on any tablet or smartphone.

How do I use the QR code?

Use the QR reader app on your smartphone or tablet, and hold it over the QR code, lining up the corners on the screen with the corners of the QR code. After two seconds, the reader should direct you to a webpage where you can download a zip (compressed) file with all the audio tracks for the listening activities. You can then unzip (or extract) the ZIP file and access the MP3 audio tracks.



Production and design: India Humphreys,
Toynbee Editorial Services
Editorial: Sufang Brassington, Richard Peacock
Illustrations: Shutterstock, Global Blended Learning
Audio recording: Wired Studios Ltd.

Published by GLOBAL ELT LTD
www.globalelt.co.uk email: orders@globalelt.co.uk

GLOBAL ELT LTD 2023

Every effort has been made to trace the copyright holders and we apologise in advance for any unintentional omission. We will be happy to insert the appropriate acknowledgements in any subsequent editions.

All rights reserved. No part of this publication may be reproduced, stored in a retrieval system, or transmitted in any form or by any means, electronic, mechanical, photocopying, recording or otherwise, without the prior permission in writing of the Publisher. Any person who does any unauthorised act in relation to this publication may be liable to criminal prosecution and civil claims for damages.

A catalogue record of this book is available from the British Library.

Components:

- Student's Book - ISBN: 9781781649695
- Teacher's book - ISBN: 9781781649701
- Self-Study Edition - ISBN: 9781781649718
- Audio CDs - ISBN: 9781781649725



- Section 1** Let's have a picnic! page 6
- Section 2** Come to my house! page 36
- Section 3** We'll go home tomorrow! page 68



Meet the children ...



Harry

the USA



Minh

Vietnam




Ali

Egypt



Joon

South Korea



Victor

France



Barbara

Australia



Yuko

Japan



Kiki

Greece

Section 1

Contents

1. I have fruit every day.	8
2. Would you like some fish?	10
3. Fruit or vegetables?	12
4. Do you like fast food?	14
5. Apples are bigger than grapes.	16
6. What would you like to have?	18
7. What do you usually have ...?	19
8. The picnic	21
9. A beetle is an insect.	26
10. Whales are not fish.	27
11. William went to the zoo last Sunday.	28
12. Grapes are not vegetables.	30
13. All about food and drink!	31
Test day!	32

Vocabulary themes

- Fruit
- Vegetables
- Meat
- Fish
- Fast food
- Animals
- Drinks



Let's have
a picnic!



1

I have fruit every day.



Types of food

1




1. Look at the drawing on the opposite page.

🔊① Listen and write the number for each type of food.

Example: 1. In this circle, we can see an apple, a pear and a pineapple.

2. The children are talking about the types of food on the opposite page.

🔊② Listen and match each child to one of the sentences.



- I eat a lot of meat every week.
- I don't eat cake.
- I have fruit every day.
- I love vegetables.
- I always have bread, with meat or vegetables.

Tip!

Sometimes, **have** means **eat** or **drink**.

Example:

I **have** fruit every day. = I eat fruit every day.

Section 2

Contents

14. Where did the children go?	38
15. What shall we do on Saturday?	40
16. Where? When?	42
17. Where were you?	43
18. I was watching a football match.	44
19. I had a terrible day!	46
20. The hotel is green.	47
21. Has anything exciting happened to you?	48
22. Tell a story!	49
23. How do you spell it?	54
24. Fire! Police! Ambulance!	55
25. What's the matter with your hand?	58
26. You take medicine if you're ill.	60
27. All about the city ... Problems, problems, problems!	62
Test day!	64

Vocabulary themes

- Places
- Travel
- Transport
- Jobs
- Problems




We went
to the city



A

3



B

1



C

4



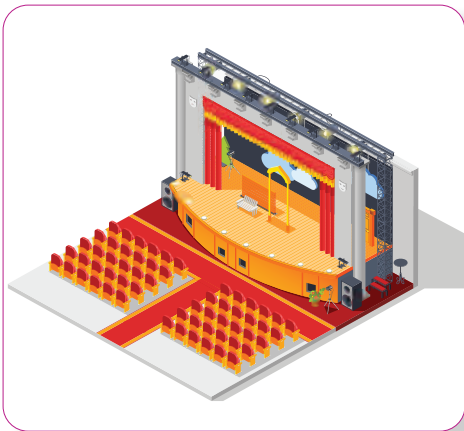
D

8




E

12



F

6



1. Look at the drawing.   Listen and number each drawing.

Example: You hear: 1. Mark from the summer camp took us to the city by train.
We arrived at a big train station.

This is B. You put 1 in the box for B.

G 10




H 11



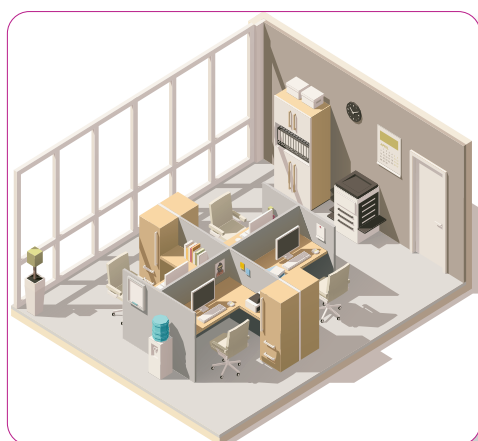
I 7



J 9



K 5



L 2



2.  **Work in pairs. Look at the words in the box.**

a. Find the drawing for each word.

Example: *a hotel* = A

b. How many things can you name in each drawing?

Example:

A = *beach, sea, swimming pool, boat, tree*

F	a bank	a factory	C
G	a hospital	a hotel	A
I	a library	a museum	H
B	a train station	a restaurant	J
D	a stadium	a theatre	E
L	an airport	an office	K

Section 3

Contents

28. It's very cold this morning.	70
29. What's the weather like?	72
30. What do you want to do today?	74
31. I'll do the balloons.	76
32. Weather and weekends	78
33. What will Victor do ...?	79
34. What will you do at the weekend?	80
35. A rainy day	81
36. It will be sunny tomorrow.	86
37. Have you tidied your room?	87
38. In some countries, summer starts in December.	90
39. Weather is rain and snow and ...	92
40. All about weather and plans!	93
Test day	94

Vocabulary themes

- Weather
- Free time
- Time
- Plans



We'll go
home
tomorrow





A 1



B 6



D 5

1. Look at the photographs.

 ⁴² Listen and number each photograph. There is one example.

Example: You hear: 1. *It's very cold this morning.*

It is. There's ice on the house.

This is A. You put 1 in the box for A.

2.  Work in pairs. Look at the words in the box below. Point to the photograph(s).



C 3



E 2



F 4

Example: **cold** = Photographs A and E

cold cloud cool dry hot ice rain snow sun wet wind

cloud = Photographs A, B, C and F
hot = Photographs B, C and F
snow = Photographs A and E
wind = Photograph C

cool = Photograph B
ice = Photographs A and E
sun = Photograph F

dry = Photographs C and F
rain = Photograph B
wet = Photograph B